



Grooved Fittings

Concentric Reducer Fabricated (Groove x Groove)




www.texline.com 
 903.564.3554 
 sales@texline.com 



Figure 7072



Concentric Reducers			
Nominal Size	E-E	Weight Fig. 7072	
		S/10	S/40
1 1/2x1	2 1/2	---	.7
2x3/4	2 1/2	.7	.8
2x1	2 1/2	.8	.9
2x1 1/4	2 1/2	.8	.9
2x1 1/2	2 1/2	.8	1
2 1/2x1	2 1/2	.9	1.3
2 1/2x1 1/2	2 1/2	.9	1.4
2 1/2x2	2 1/2	1.1	1.5
3x1	2 1/2	1.3	2.1
3x2	2 1/2	1.4	2.1
3x2 1/2	2 1/2	1.5	2.1
3 1/2x3	3	---	3.6
4x1	3	2.5	3.3
4x1 1/2	3	2.6	3.4
4x2	3	2.7	3.5
4x2 1/2	3	2.8	3.8
4x3	3	2.9	4.1
4x3 1/2	3	3.6	4.6
5x2 1/2	3 1/2	---	5.6
5x3	3 1/2	---	5.9
5x4	3 1/2	---	6.4

Concentric Reducers			
Nominal Size	E-E	Weight Fig. 7072	
		S/10	S/40
6x1	4	5.4	7
6x2	4	5.4	7.3
6x2 1/2	4	5.6	7.7
6x3	4	5.7	8
6x4	4	5.9	8.6
6x5	4	7.5	9.3
8x2 1/2	5	9.8	16.3
8x3	5	10	16.7
8x4	5	10.3	17.4
8x5	5	12.1	18.2
8x6	5	11.1	19.1
10x4	6	---	25.4
10x6	6	---	27.5
10x8	6	---	29.9
12x4	7	---	31.4
12x6	7	---	33.9
12x8	7	---	36.9
12x10	7	---	40.6

Dimensions listed in inches and approximate weight in pounds

ALL FITTINGS AVAILABLE IN SCH 10 OR SCH 40- PAINTED, GALVANIZED, OR 304/316 STAINLESS STEEL
 FITTINGS 1-1/4" THRU 12" ARE UL, ULC, FM, APPROVED.

DRAIN ELLS HAVE A STANDARD 1" FEMALE OUTLET WITH OTHER SIZES AVAILABLE.
 ALL WEIGHTS BASED ON SCH 10 FITTINGS.